



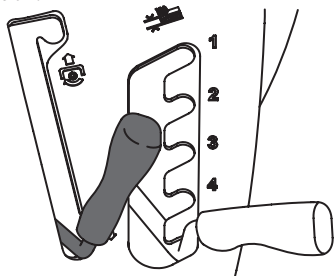
**READ AND UNDERSTAND ALL INSTRUCTION, WARNING, AND DANGER LABELS.**  
**PARA INSTRUCCIONES EN ESPAÑOL, REFIÉRESE AL MANUAL DEL OPERADOR.**



1

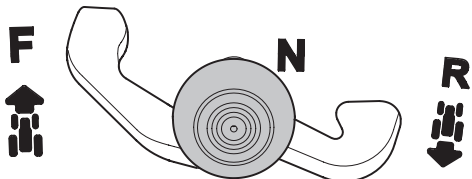
Fill fuel tank with clean, fresh gasoline. Do not fill above the base of fuel tank neck. Check Oil level.

Place PTO (Blade Engage) Lever in Off position.



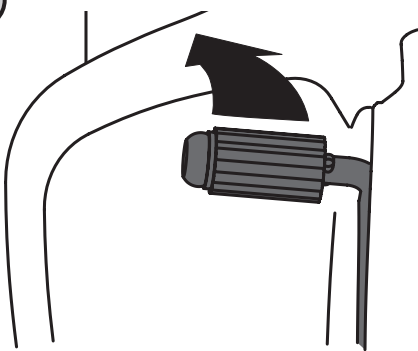
2

Place Shift Lever in N (neutral) position.

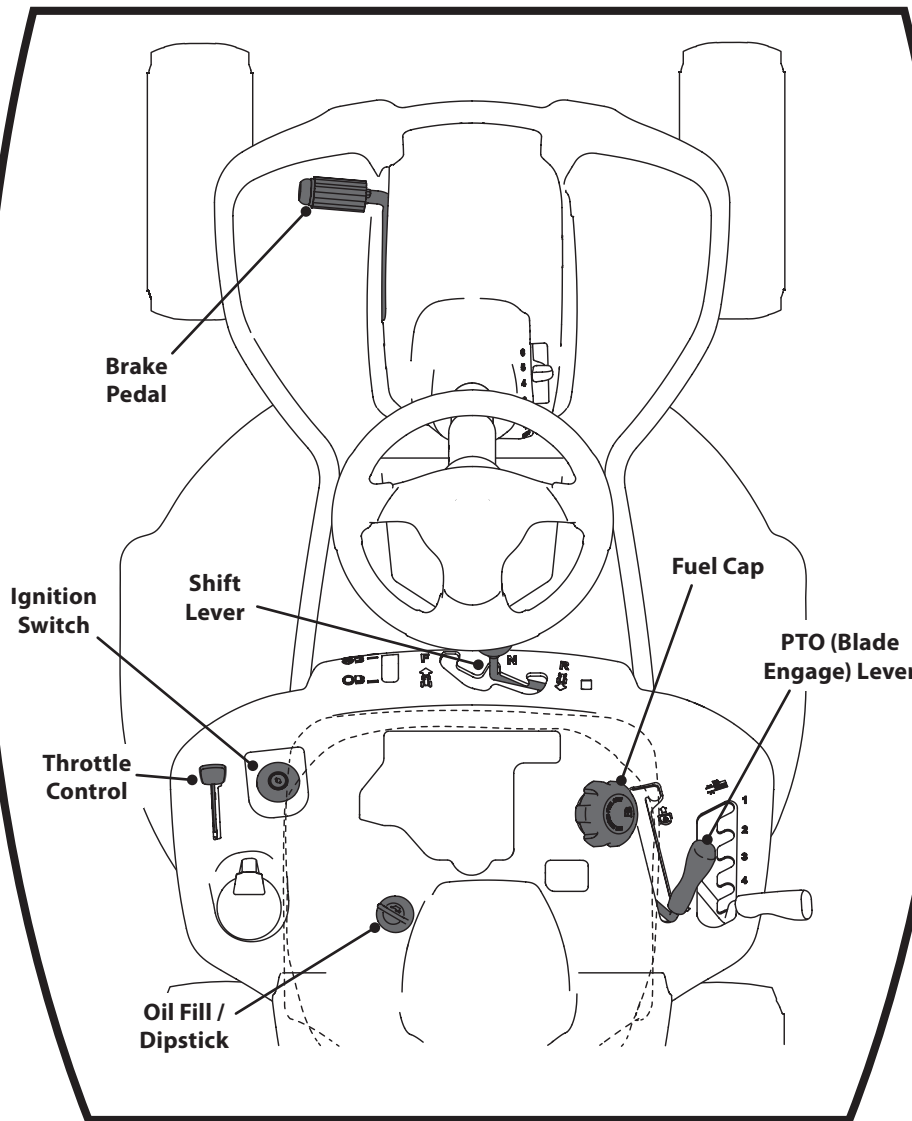


3

Fully depress the Brake Pedal.

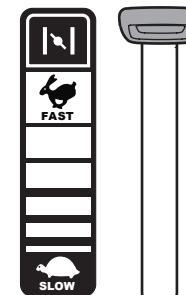


# FAST START GUIDE




4

Move the throttle control into the Choke position




5



Insert the ignition key and turn it to the Start position.  
 Release the key after the engine starts.

6



Move Throttle to Fast position.



**IMPORTANT: READ OPERATOR'S MANUAL AND ENGINE MANUAL THOROUGHLY AND FOLLOW THE IMPORTANT SAFE OPERATION PRACTICES BEFORE OPERATING .**



**Need Help? Call 1-888-TO-HELP-U**